


Component Description

Retrofit Kit for 3-Way Directional Valves with Placement Monitor, P/N 85-220000-X0X

Effective: March 2017
K-85-3008

FEATURES

- *UL Listed and ULC Listed for use with systems listed below in the Compatibility table.*



85-220000-001



85-220000-100

CONTENTS

- Upper Bracket
- Lower Bracket
- Switch (NEMA 4 rated switch for P/N 85-220000-001, NEMA 7 & 9 rated switch for P/N 85-220000-100)
- Hazardous Location Rated Solenoid (NEMA 7 & 9 only applies to P/N 85-220000-100)
(See "Pneumatic Solenoid Specifications" on page 4.)
- Fastening Hardware
- Conduit Connector

COMPATIBILITY

Series	DIOM P/N	Supplement P/N
Kidde ADS with FM-200™ Agent	06-236068-001	06-236068-003
Kidde ECS with 3M™ Novec™ 1230 Fire Protection Fluid	06-236553-001	06-236553-004
Kidde ADS with 3M Novec 1230 Fire Protection Fluid	06-237256-001	06-237256-005

ORDER INFORMATION

Part Number	Description
85-220000-001	Retrofit Kit for Solenoid Placement Monitor - 3-Way Directional Valve, Includes Placement Monitor Switch and Accessories
85-220000-100	Retrofit Kit for Solenoid Placement Monitor - 3-Way Directional Valve, Includes Hazardous Location Rated Placement Monitor Switch, Replacement NEMA 7 & 9 Solenoid, and Accessories

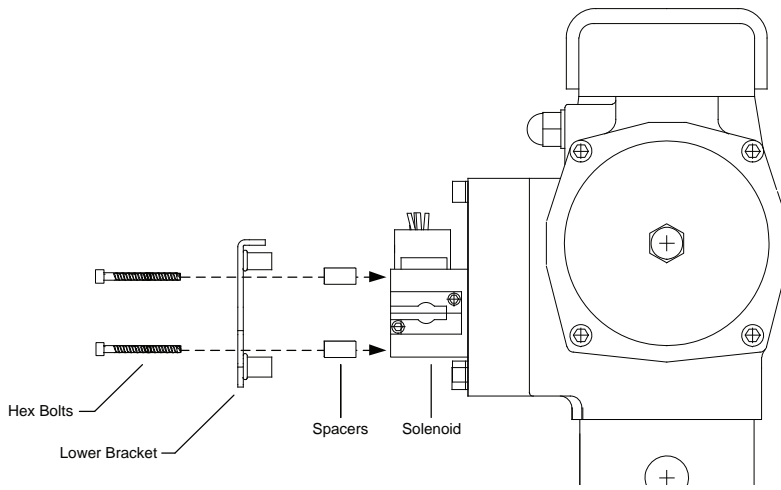


Figure 1. Lower Bracket Installation

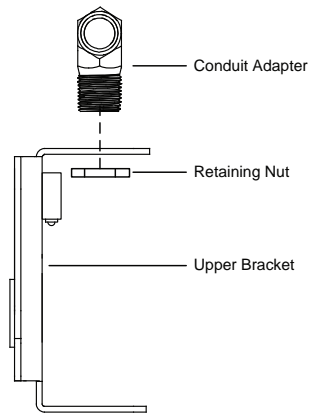


Figure 2. Conduit Adapter Installation

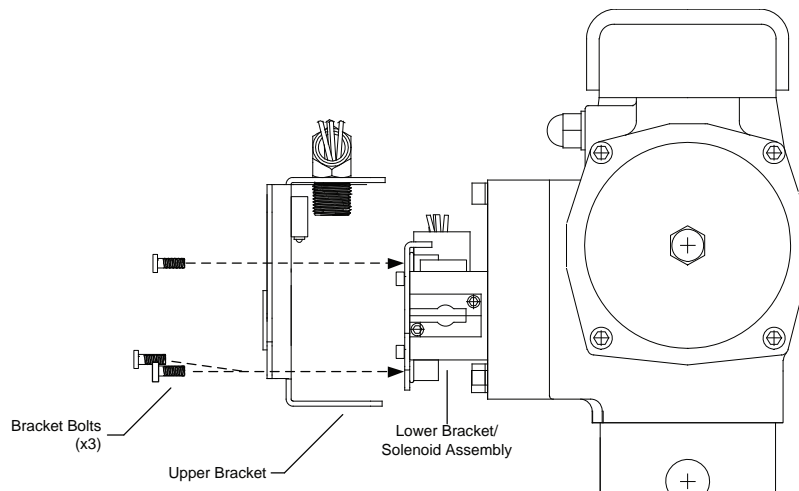


Figure 3. Upper Bracket Installation

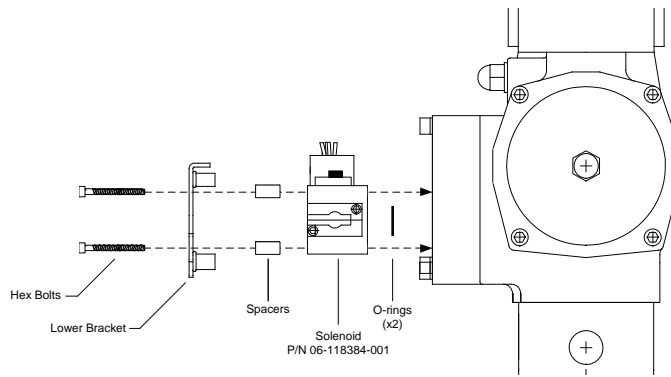


Figure 4. Hazardous Location Rated Solenoid and Lower Bracket Installation on 3-Way Directional Valve

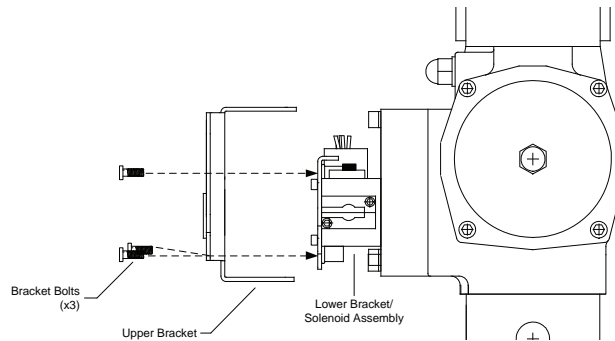


Figure 5. Upper Bracket Installation on 3-Way Directional Valve

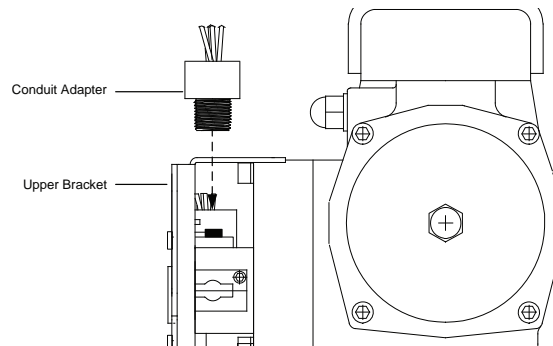


Figure 6. Conduit Adapter Installation on 3-Way Directional Valve

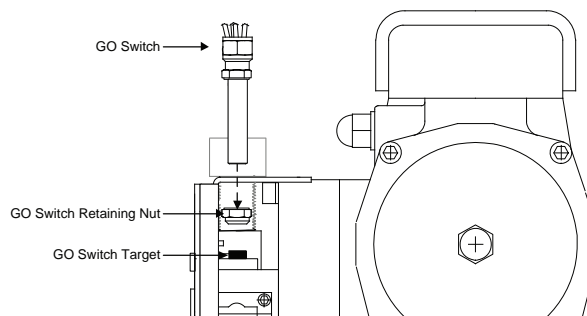


Figure 7. GO Switch Installation on 3-Way Directional Valve

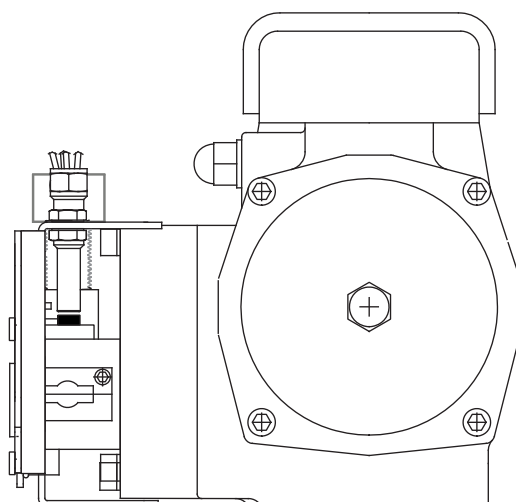


Figure 8. Fully Installed Hazardous Location Rated Placement Monitor Switch on 3-Way Directional Valve

PNEUMATIC SOLENOID SPECIFICATIONS

Description	Measurement
Pressure Range	15 to 115 PSIG
Voltage Rating	24 VDC
Power Consumption (DC)	7W
Power Consumption (AC)	6W
Weight	0.80 lb
Ports	1/4" NPT
Override	Locking Manual Override Button
Hazardous Location Rating	NEMA 7 & 9 Class I Div 2, Group A and B Class I Div 1, Group C and D Class II, Div 1, Groups E, F, and G

EXPORT INFORMATION (USA)

Jurisdiction: EAR

US ECN: EAR99

This document contains technical data subject to the EAR.

All trademarks are the property of their respective owners.

This literature is provided for informational purposes only. KIDDE-FENWAL, INC. believes this data to be accurate, but it is published and presented without any guarantee or warranty whatsoever. KIDDE-FENWAL, INC. assumes no responsibility for the product's suitability for a particular application. The product must be properly applied to work correctly. If you need more information on this product, or if you have a particular problem or question, contact KIDDE-FENWAL, INC., Ashland, MA 01721 USA. Telephone: (508) 881-2000.