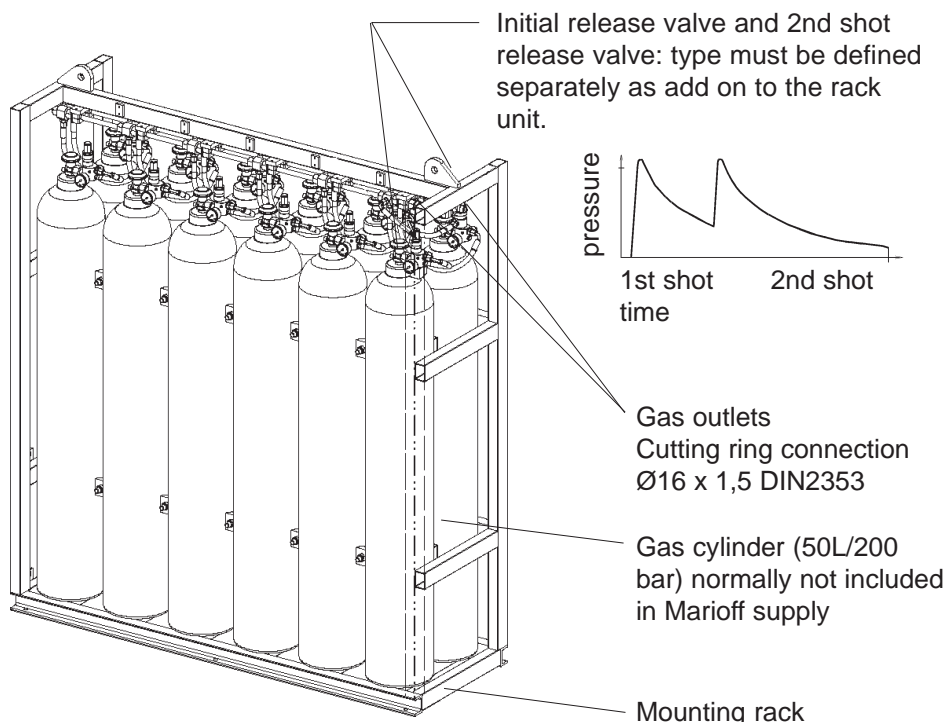
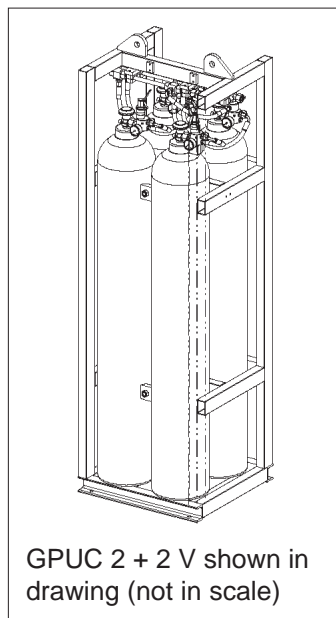


Gas Cylinder Units for GPU

Products E62XXX (X: see table below)

TA

05 Dec 2003



GPUC 6 + 6 V shown in drawing

Stock code	Type code ^{*)}	Length [mm]	Width [mm]	Height ^{**)} [mm]	Mass without cylinders ^{***)} [kg]	Dimensional drawing no.
E62020	GPUC 2+2 V	591	540	1909	85	DHAUNI000353
E62022	GPUC 2+2 D	591	540	1909		
E62040	GPUC 3+3 V	854	560	1919	104	DHAUNI000425
E62042	GPUC 3+3 D	854	560	1919		DHAUNI000391
E62060	GPUC 4+4 V	1119	560	1919		
E62062	GPUC 4+4 D	1119	560	1919		DHAUNI000488
E62080	GPUC 5+5 V	1379	560	1919		DHAUNI000507
E62082	GPUC 5+5 D	1382	560	1919		DHAUNI000489
E62100	GPUC 6+6 V	1649	560	1919	161	DHAUNI000421
E62102	GPUC 6+6 D	1649	560	1919		
E62116	GPUC 7+7 V				185	
E62118	GPUC 7+7 D					

^{*)} V = traditional release valves
D = release disk valves

^{**)} rack height without hoses

^{***)} Empty N₂ cyl. 50 kg
Full N₂ cyl. 62 kg

Gas Cylinder Units

Gas Cylinder Units (GPUC) are used as the driving force for Gas driven Pump Unit (GPU). GPUC units are available equipped with the traditional release valves or with the release disk valves. As different release valves for the 1st and the 2nd shot are available, they must be defined when ordering. The other cylinder valves are included in unit structures.

The system activation can be done remotely or manually depending on the actuator valve.



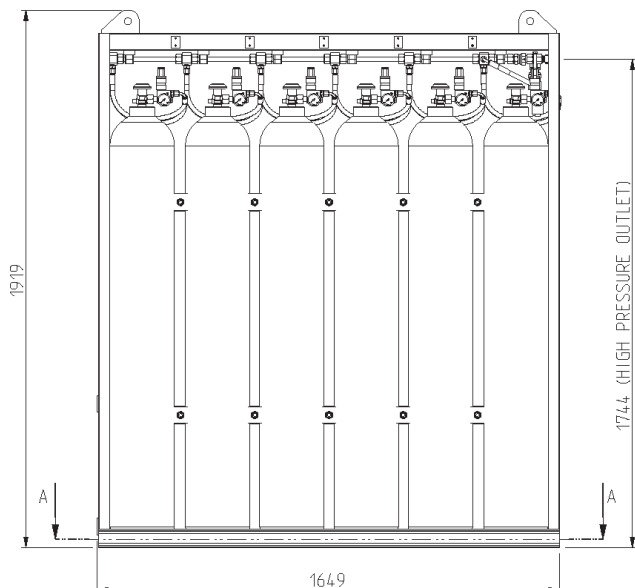
Gas Cylinder Units for GPU

Products E62XXX (X: see table below)

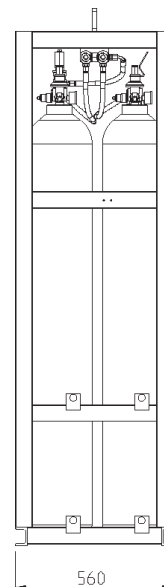
TA

05 Dec 2003

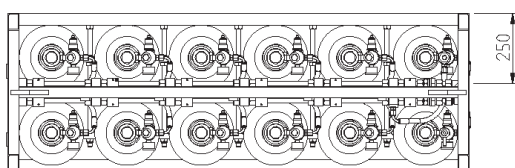
Front view



Side view



Top view



EXTERNAL PIPING CONNECTIONS

CONNECTION	TYPE / DIMENSION
HIGH PRESSURE OUTLET	Ø16X1.5 DIN2353 CUTTING-RING FITTING

GPUC 6 + 6 V shown in dimensional drawing - for other models, see dimension table in sheet 1.

Mounting grid GPUC 6 + 6

