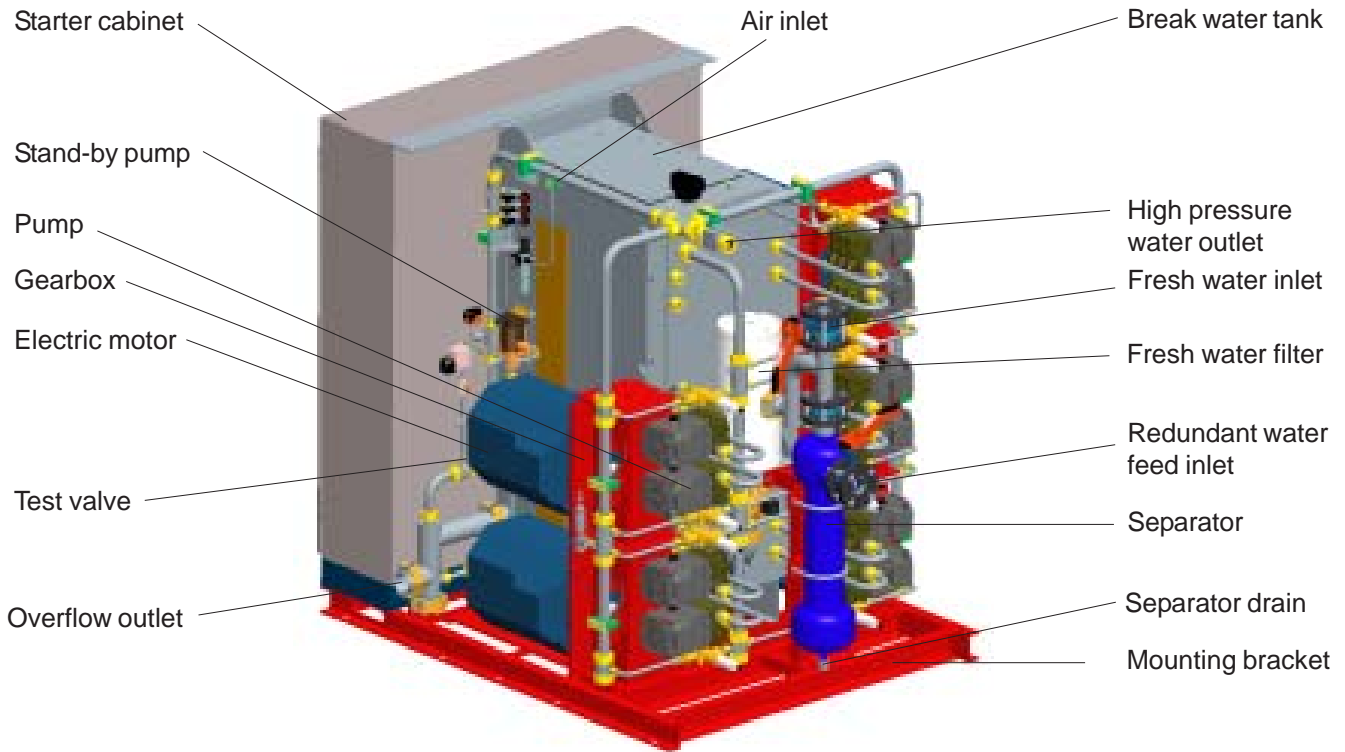




Sprinkler Pump Unit SPU 4+1

Product E01225.1

08 Feb 2008



Unit output pressure	Length [mm]	Width [mm]	Height [mm]	Mass (dry) [kg]	Mass (wet) [kg]	Max. output [lpm]
140-80 bar	2092	1410	1817	1950	2510	390
140-140 bar				2400	2960	

Description

The SPU 4+1 consists of four pump modules, added with one more redundancy pump module required in Marine installations. Each module consists of an electric motor running via gearbox two high pressure pumps to produce the high pressure water flow needed in the sprinkler system in the case of a fire accident.

The pressure produced by pumps can be adjusted from 80 bar to 140 bar respectively, according to the application. The pump modules are started sequentially, thus reducing the electric power peak loads. In stand-by position, the system pressure is maintained at 25 bar by means of the pneumatic stand-by pump.

The pump unit can be started automatically or manually. Automatic start is activated by either the flow signal or the pressure signal. Manual start can be launched either from the external release panel or from the Starter Cabinet, switching on the pump modules one by one. External release and indication panel is normally included in the Marioff supply. The system start signal can also be given by the fire detection system (FDS) via the external panel.

NOTE! Service area requirement

Reserve free space around the unit: at least 500 mm on both sides of the motors and at least 700 mm in front of the starter cabinet doors. This area needs to be kept available for service and maintenance work.



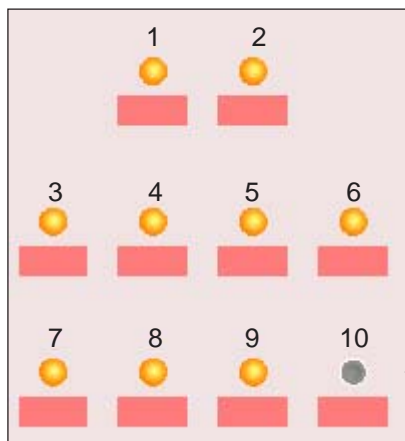
Marioff Corporation Oy • Virnatie 3 / P.O.Box 86, FI-01301 Vantaa, Finland
 Tel. +358 (0)9 870 851 • Fax +358 (0)9 8708 5399 • www.marioff.com



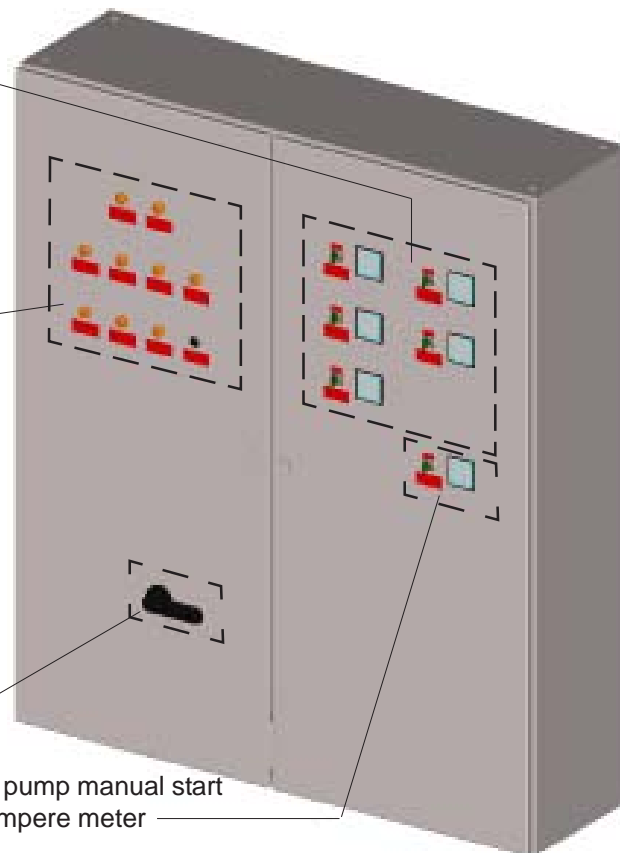
Sprinkler Pump Unit SPU 4+1 Starter Cabinet

Starter Cabinet for product E01225.1

08 Feb 2008



Manual start switch, lamp and motor ampere meter (x 5)



- 1. Main Switchboard Power supply indication lamp
- 2. Emergency Switchboard Power supply indication lamp
- 3. Control system on lamp
- 4. 24 VDC power supply failure
- 5. 24 VDC earth fault
- 6. Reset switch and lamp
- 7. Pump unit fault
- 8. Out of water
- 9. Nitrogen pressure low
- 10. Lamp test push button

Main power switch

Optional fresh water feed pump manual start switch, lamp and motor ampere meter

The electric power to the starter cabinet is normally supplied from the Main Switchboard (MSB). In case of a power failure, the supply from the Emergency Switchboard (ESB) is automatically switched on. Cable openings are at the bottom of the Starter Cabinet. The enclosure class is IP54.

The following signals will usually be led to the ship's automation system: HI-FOG system activated, pump unit fault, out of water in break water tank. In addition, the start request to the external feed water pump is given if the starter of the feed water pump is not in the starter cabinet.

The starter cabinet is equipped with necessary devices to master the optional Water Accumulator Unit control.

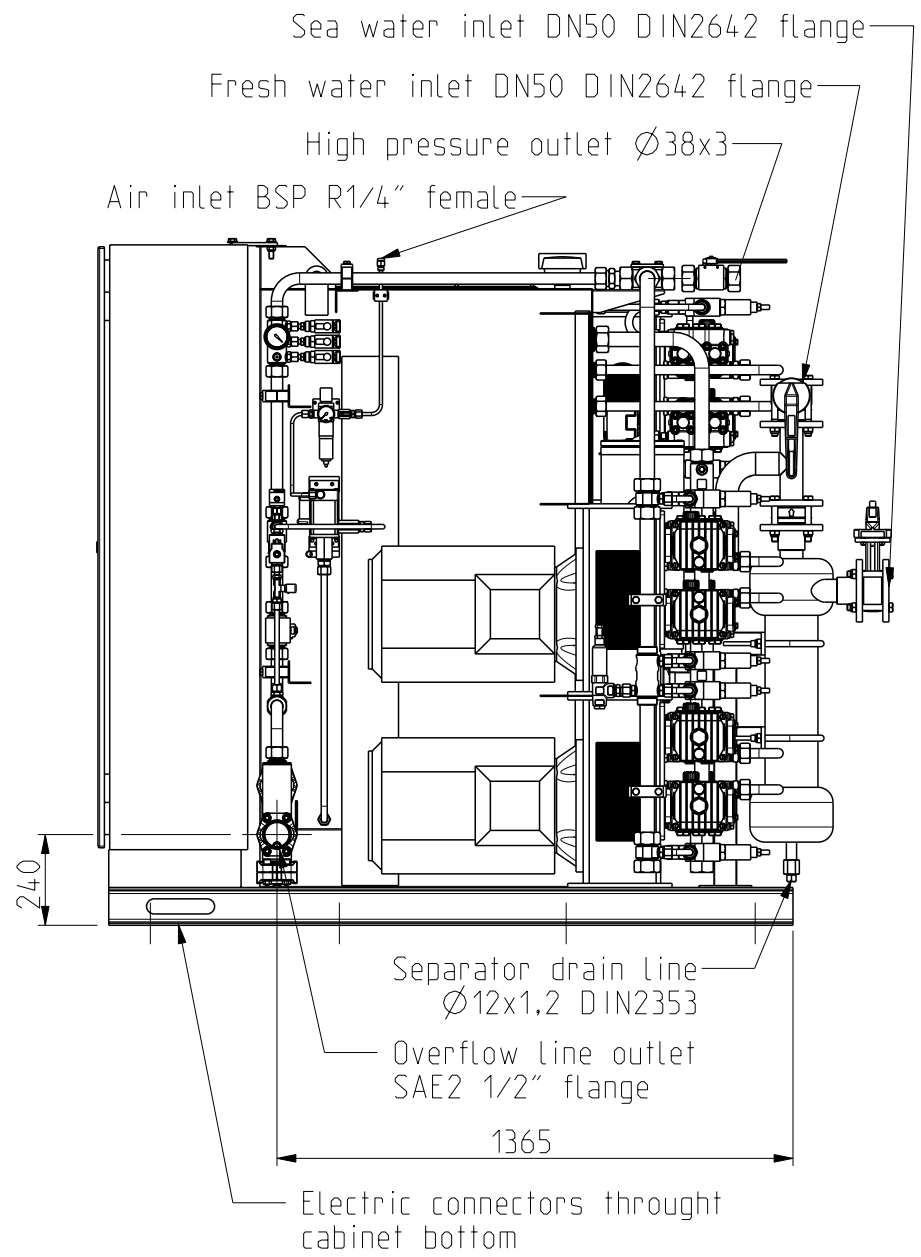
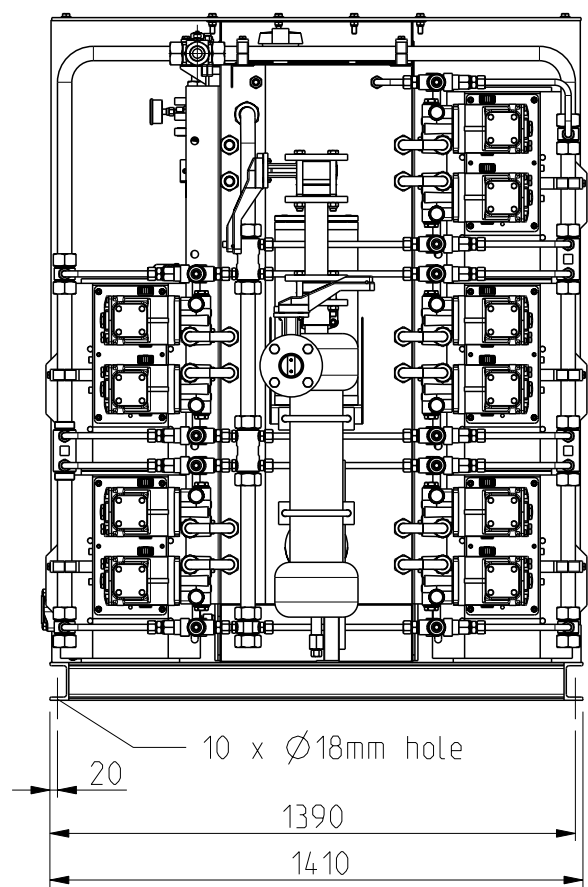
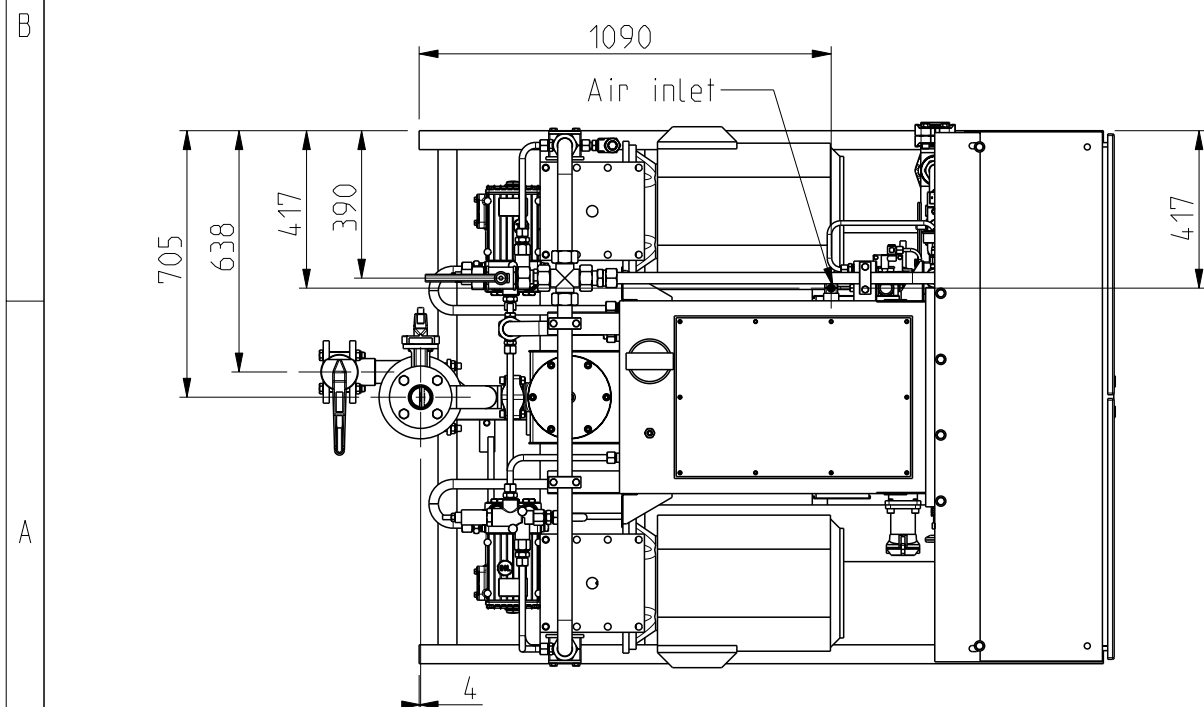
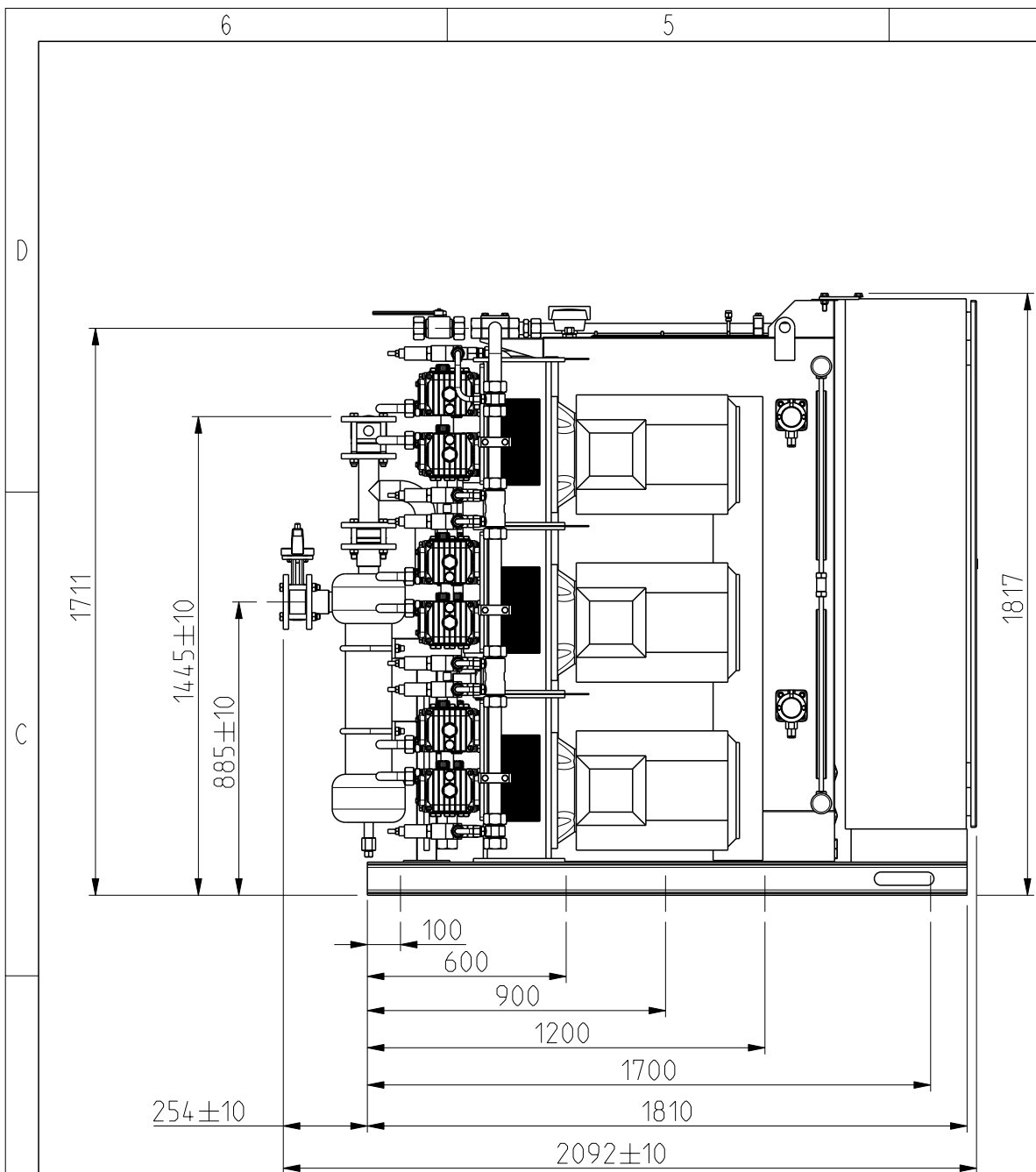
When ordering the SPU, the Starter Cabinet must be defined separately (various voltage, frequency and other options available). Other hardware options and possible FDS connections must also be defined when ordering the unit.

Options for	SPU 4+1 140-140/390 SEP xx, SPU 4+1 140-80/390 SEP xx (with redundancy pump module):
	Feed water pump starter in the Starter Cabinet. Soft starters for each high pressure pump motors to reduce the starting current of the motors. Stand-by heaters for the motors.

Voltage and Frequency options (to be defined when ordering)	
140-80 bar units, 4 x 15,5 kW, total 62 kW 140-140 bar units, 4 x 27 kW, total 108 kW	
690 VAC 50 Hz	690 VAC 60 Hz
400 VAC 50 Hz	440 VAC 60 Hz
380 VAC 50 Hz	



Marioff Corporation Oy • Virnatie 3 / P.O.Box 86, FI-01301 Vantaa, Finland
 Tel. +358 (0)9 870 851 • Fax +358 (0)9 8708 5399 • www.marioff.com



CONNECTION	TYPE / DIMENSION
Air inlet	BSP R1/4" female
Fresh water inlet	DN50 DIN2642 flange
Sea water inlet	DN50 DIN2642 flange
Separator drain line	Ø12x1.2 DIN2353 cutting-ring fitting
High pressure outlet	Ø38x3 DIN2353 cutting-ring fitting
Tank overflow outlet	SAE 2 1/2" (Ø76,1x2) 3000PSI flange

		Name PUMP UNIT SPU4-1-SEP		Mass 0.000 kg
		Product E01225.1		Made PH 070207
Scale 1:20	Drw no DMAUSP002387A	Replaces	General Tolerance	Appd
Units mm	Drawing 002387_SPU4-1-SEP	Model 002387_SPU4-1-SEP	Release level WIP	Sheet no 1/1
This drawing is a property of Marioff Corp. It is not to be disclosed, traced, copied or published without our written consent. Not to be misused in any way				

