

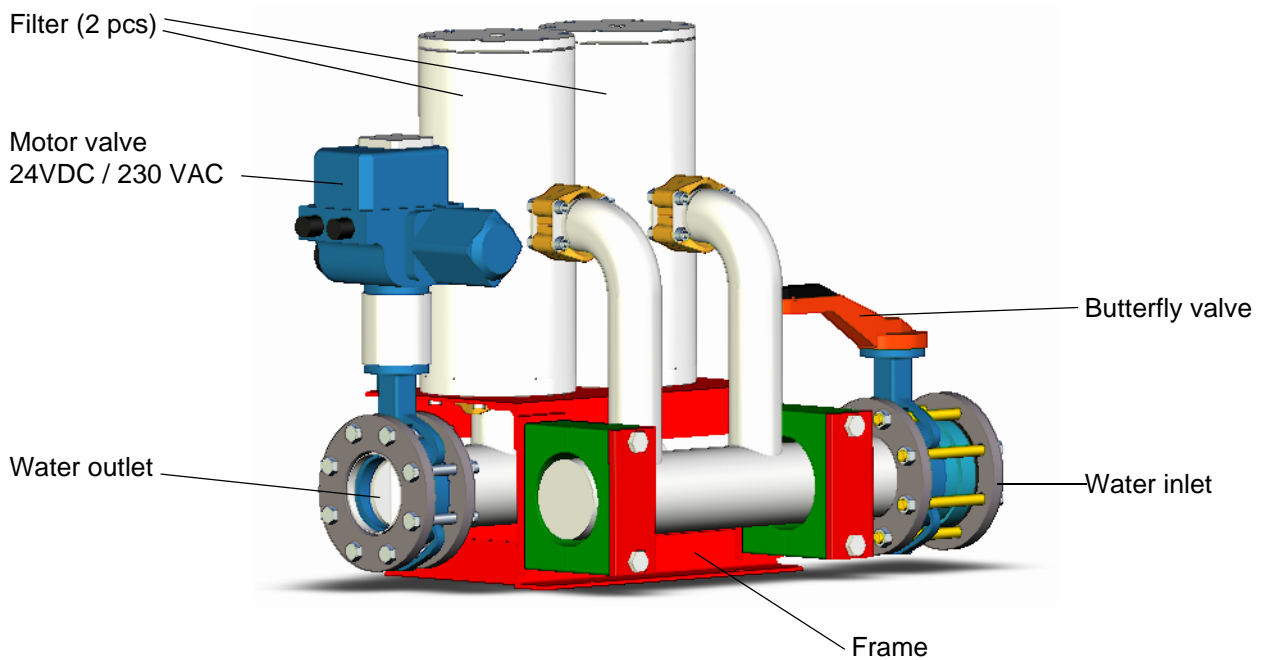
Filter unit for SPU pump units

Product E01535

12 Jun 2009

Description

The filter unit E01535 with a stainless steel (AISI 316) filter is used with the SPU pump units. The material of the filter unit frame is painted steel (S235). The capacity of the filter unit is 1000 l/min and dry mass approximately 150 kg. The filter unit includes a motor valve controlled by an electric signal and adjusted in accordance with the water flow need of the pump unit.



External piping connections

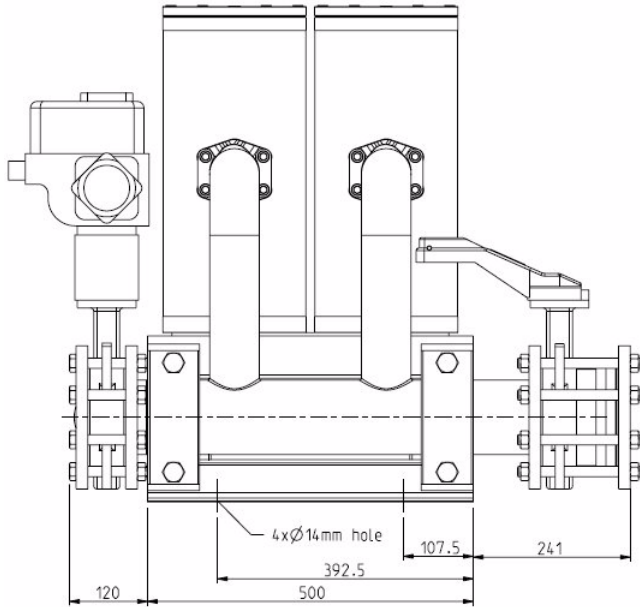
Water inlet	DN100 DIN2642 flange PN 10
Water outlet	DN100 DIN2642 flange PN 10

Filter unit for SPU pump units

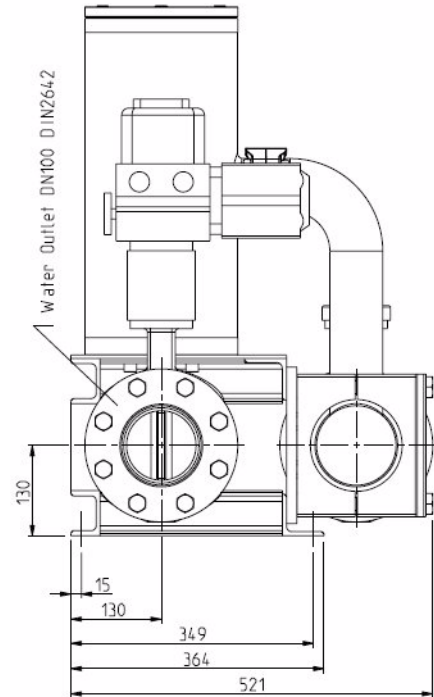
Product E01535

12 Jun 2009

Front view



Left side view



Right side view

~450 mm free space needed for filter element exchange

