



HI-FOG®

Technical Data Sheet TB7030

# SAE KOR60x/3XS reducing assemblies

Stock codes B0422X (X: see table below)

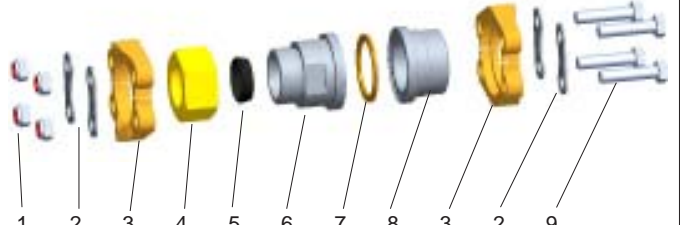
1 Aug 2007

Parts included  
in flare type reducing assembly

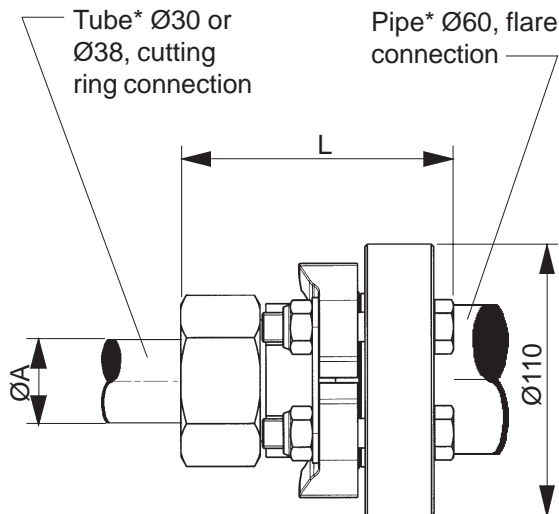


- 1. Nuts
- 2. Chain links
- 3. Split flanges
- 4. Cutting ring nut
- 5. Cutting ring
- 6. Reducer
- 7. Gasket
- 8. Cone
- 9. O-ring
- 10. Flange
- 11. Bolts

Parts included  
in welding adaptor type reducing assembly

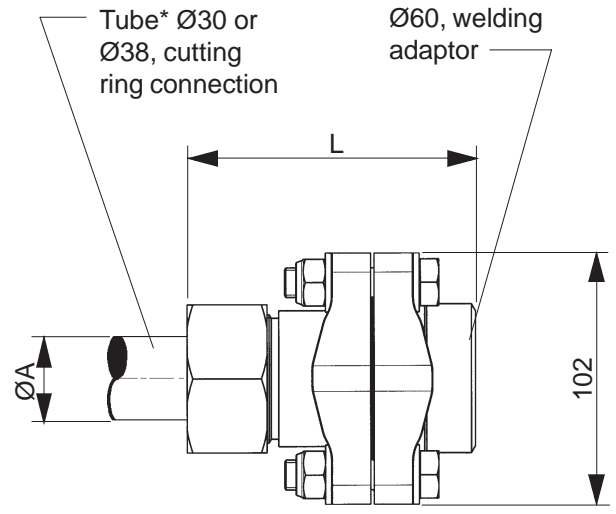


- 1. Nuts
- 2. Chain links
- 3. Split flanges
- 4. Cutting ring nut
- 5. Cutting ring
- 6. Reducer
- 7. Gasket
- 8. Welding adaptor
- 9. Bolts



KOR60F/3XS

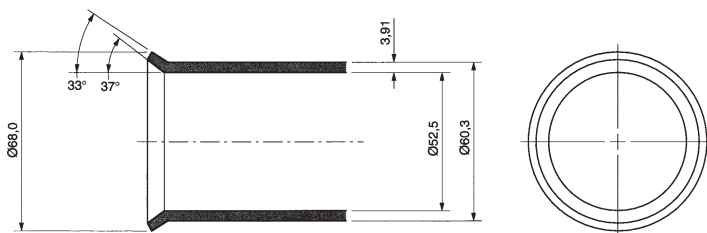
\* tubes not included in supply



KOR60W/3XS

Stock code	Type	Ø60 connection	ØA	L
B04220	KOR60F/30S	Flare	30	113
B04224	KOR60W/30S	Welding adaptor	30	117
B04222	KOR60F/38S	Flare	38	111
B04223	KOR60F/38S AISI316	Flare	38	111
B04226	KOR60W/38S	Welding adaptor	38	118

Tube moulding instruction for flare connection



### Materials

Reducer material	Stainless steel
Chain link	Stainless steel
Cutting ring	Stainless steel
Flange	Steel, Zn finished
Split flange	Forged steel, Zn finished
Nuts, screws	Stainless steel
Welding adaptor	Stainless steel
Cone (in flare type)	Brass

**Marioff** Marioff Corporation Oy, P.O. Box 86, Virnatie 3, FIN-01301 Vantaa, Finland,  
tel +358 9 870 851, fax +358 9 8708 5399, e-mail info@marioff.fi, www.hi-fog.com